

arrows hello AT01

INSTRUCTION MANUAL

'18.11

Thank you for purchasing the product.

Before using your product, or when necessary, read this manual to ensure safe use and handling.

● Equipment and accessories

AT01

USB Type-C cable

Instruction Manual

Warranty card

You can download the Manual PDF from our website.

Note that the contents in this manual are subject to change without notice.

<http://spf.fmworld.net/fujitsu/c/app/manual/>

- The contents in this manual contents are as of November 2018.
- Illustrations in the manual are an example and may differ from the actual screens. In some cases, part of the screen may be omitted or simplified in shape for convenience of explanation.

Before you start using

◆ Warranty card

- Be sure to fill out the necessary items and read the contents carefully, and keep it in a safe place.
- Be sure to have a warranty card when you request repair.
- Free repair will be provided within the warranty period if the product fails in normal use.
- There are some cases that is not eligible for free repair even within the warranty period like a failure caused by a natural disaster or unreasonable use. Please be careful and see the warranty card for details.
- The data in the product will be initialized when repair.
- The product and accessories may be changed without notice for improvement.

◆ Product & Software License Agreement

Fujitsu Connected Technologies Limited (FCNT) grants the right of using a) the software (including the software for off-line translation function) installed in this terminal ("the subject software") and b) on-line translation service ("the subject translation service") to a customer ("Customer") who consent to the "Terms and Conditions" as listed below. Please note that Customer's consent is considered to be given through such Customer's start of using this terminal. We ask Customer to read and understand the Terms and Conditions BEFORE starting to use this terminal.

❖ Terms and Conditions

1. License and Copyrights

- Customer is allowed to use the subject software and the subject translation service only in and/or through this terminal. Please note that only the usage right of the subject software is given to Customer through the purchase of this terminal. All copyright in this software, as well as the subject translation service, belongs to FCNT and/or certain third party developer (s) .
- We may perform updates and/or modification of the subject software and the subject translation service without any notice to Customer. The Terms and Conditions also apply to the updated and/or modified subject software and the subject translation service.
- The subject software and the subject translation service are dependent on the technical level at the time of providing, and do not guarantee faithful translation.
- Customer needs to establish Wi-Fi communication environment by its own responsibility and cost in order to use the subject translation service. FCNT does not make

any support for Customer in its establishing the Wi-Fi communication environment, as well as operation thereof.

- The subject translation service is accomplished by using certain translation engines operated by a partner company residing outside Japan after our providing the translation data given by Customer to such partner company's facilities abroad.
- FCNT may terminate or temporarily suspend provision of the subject translation services without any notice to Customers in case any of the below-specified events occurs, among others. In addition, FCNT is NOT responsible for any damages suffered by Customers in connection with the termination or suspension (including delay) of provision of the subject translation service due to the above-mentioned events and/or any other event/reason.
 - ① Malfunction or trouble of any equipment for the subject translation service, relevant communication network, and/or any other relevant facilities, as well as the situation where the subject translation service cannot be accomplished for any other reasons
 - ② Maintenance of the equipment and/or any other relevant facilities the subject translation service on a regular basis or in a urgent circumstances
 - ③ Inability of the subject translation service due to fire, power shutdown, and so on
 - ④ Inability of the translation service due to natural disasters such as earthquake, eruption, flood, tsunami
 - ⑤ Inability of the subject translation service due to war, upheaval, riot, public violence, labor trouble, and so on
 - ⑥ The situation where at FCNT's opinion, any operational and/or technical issue prevents provision of the subject translation temporarily or otherwise

2. Assignment

- Assignment to a third party of the subject software (as well as the user manual for this terminal) can be made ONLY if it is made together with, and as a part of, the assignment of this terminal in which the subject software is installed.
- Also, the assignment is made on the condition that the assignee is bound to comply with Terms and Conditions.

3. Remodeling

- Customers are prohibited to do the below-listed actions.
 - ① Remodeling the subject software, or reverse-engineering the same by way of decompiling and/or disassembling thereof

- ② Making copy, or otherwise changing the subject software, or making any derivative works thereof
- ③ Integrating any part of the subject software with any other software, or compiling the same in combination with any other software

4. Disclaimer of Warranty

- FCNT undertakes NO LIABILITY for any damage (including without limitation loss of profits, suspension of business, loss of business information, or any other monetary damages) which may be caused in connection with the non-use of or the inability to use the subject software and/or the subject translation service. This is the same even if FCNT is informed about the possibility of such damage.
- If the subject software and/or the subject translation service incorporate and/or operate with the software and or services made by any of FCNT's partner companies and/or third party developers, such partner companies and third party developers undertake NO LIABILITY for any of the subject software and/or the subject translation service.

5. Disclaimer of Safety-critical Use

- The subject software and the subject translation service is designed and manufactured for the purpose of "general use", such as general office use, personal use, and household use. The subject software and the subject translation service are not intended for the use which requires extremely high-level of safety ("safety-critical use"). Customers shall not use the subject software and the subject translation service for safety-critical use without taking all necessary and appropriate measures if Customers wish to use the same for safety-critical use purpose. In such case, Customers recognize that safety-critical use requires extremely high-level of safety in use as mentioned below as examples, and would cause a significant risk of personal injury and/or death if that high-level of safety is not secured.

Nuclear power core control, airplane control, air traffic control, mass transport operation control, life support, weapon launching control, etc.

FUJITSU CONNECTED TECHNOLOGIES LIMITED

6. Miscellaneous

- FCNT may terminate the license to a Customer if such Customer violates any of Terms and Conditions and/or infringes any of FCNT's copyrights and/or other

intellectual property rights.

- If FCNT suffers any damage in connection with the action and/or omission of acts made by a Customer, FCNT is entitled to claim for compensation of damages from such Customer.
- The applicable law, including that on the interpretation of Terms and Conditions, is Japanese laws.
- Customers agree to submit to exclusive jurisdiction of Tokyo District Court, in case of litigation on this device, the subject software, the subject translation service, Terms and Conditions, and so on.
- In the event that any of Terms and Conditions proves to be fraudulent or invalid, or cannot be enforced for any reason, that will not affect, impair or invalidate any other provision of Terms and Conditions, as well as enforceability thereof, and all other provisions of Terms and Conditions will be in force and effect.
- Terms and Conditions may be modified from time to time, due to revision of allocable laws and/or FCNT's internal reasons, and each of Customers agrees to said modification in advance. Each Customer can have access to the latest version of Terms and Contract at the URL mentioned at the cover of this Product & Software License Agreement.

◆ **Before using the product**

- Update the software → p. 23
- Even with the highly advanced technology we use, the display may have some bright dots and/or dark dots. That is the nature of liquid crystal display and is not a defect.

Safety Precautions (Always follow these directions)




◆ For safe use

Please read the precautions below and keep the document with the product to ensure safe use and handling

These precautions are intended to protect you and others. Read and follow them carefully to avoid injury, damage to the product and property.

◆ Warning symbols





The signs below indicate between the levels of danger that can occur if the product was not used within the specified guidelines.

 DANGER	This sign denotes that "death or serious injury(*1) may directly result from improper use".
 WARNING	This sign denotes that "death or serious injury(*1) may result from improper use".
 CAUTION	This sign denotes that "minor injury (*2) or damage to property (*3) may result from improper use".

- ※1: Serious injury: This refers to loss of sight, injury, burns (high- and low-temperature), electric shock, broken bones, injuries with residual aftereffects from poisoning, etc. and injuries requiring hospital admission for treatment or long term hospital attendance as an outpatient.
- ※2: Minor injury: This refers to injuries, burns (high- and low temperature), electric shock, etc. that do not require hospital admission for treatment or long-term hospital attendance as an outpatient.
- ※3: Physical damage: This refers to extended damage to buildings, furniture, livestock, pets, etc.

Also, in order to show the levels of danger, the following graphic symbol is used at the same time the above symbols.

◆ Graphic symbols

 Don't	This symbol denotes that the action is prohibited.
 No liquids	This symbol denotes that disassembling the product or its components is not allowed.
 No wet hands	This symbol denotes that using the product or its components with wet hands is not allowed.
 Do	This symbol denotes that you must follow the instruction.



No disassembly

This symbol denotes that the equipment should be unplugged.

■ Main unit, Charging equipment common

⚠ DANGER



Don't

Do not use, store or leave the product in hot places (e.g. by the fire, near a heater, under a kotatsu or futon, under the direct sunlight, in a car in the blazing sun) .

May cause fire, burns, injuries, or electric shock.



Don't

Do not put the product into or near a heating cooking device such as a microwave oven or IH cooker, or high-pressure container such as a pressure cooker.

May cause fire, burns, injuries, or electric shock.



Don't

Do not put sand, dirt, or mud on the product or put it on them directly. Do not touch the product with dirty hands.

May cause fire, burns, injuries, or electric shock.



Don't

Do not charge when the product is wet with water (drinking water, perspiration, seawater, urine of pet animals, etc.) .

Also, do not charge in places that touch water such as a bath room.

May cause fire, burns, injuries, or electric shock.



Don't

Do not subject the product to strong pressure or break the product. Especially when bringing the product putting in a pocket of clothes, do not let the product hit against surroundings or being put between the objects.

May cause fire, burns, injury, etc. resulting from the damage of the battery.

※ The following are examples that you should be careful of:

- Sitting or squatting with the product put in a pocket of trousers or skirt
- Putting the product in a pocket of outer wear and catching them in a door or a door of car
- Stepping on the product on a soft object such as a sofa, bed, or bedding, or on a floor



Don't

When using a metal accessory etc., make sure not to allow the metal part come in contact with the USB Type-C connection terminal or outlet when charge.

Not doing so may cause electric shock, firing, burns, malfunction.



Don't

Do not remove the internal battery of the product.

Not doing so may cause fire, burns, electric shock.



No disassembly

Do not disassemble or remodel the equipment.

May cause fire, burns, injuries, or electric shock.



No liquids

Do not let the product get wet with water (drinking water, perspiration, seawater, urine of pet animals, etc.) .

May cause fire, burns, injuries, or electric shock.



No liquids

Do not put water (drinking water, sweat, seawater, pet urine, etc.) into the charging terminal of charging equipment or the USB Type-C connection terminal, USB Type-C cable plug.

May cause fire, burns, injuries, or electric shock.

WARNING



Don't

Do not drop, trample, or throw the product or give a strong force or vibration to it.

May cause fire, burns, injuries, or electric shock.



Don't

Keep conductive materials (metal pieces, pencil lead, etc.) from coming in contact with the charging terminal of charging equipment or the USB Type-C connection terminal or USB Type-C cable plug, or dust into the product.

May cause fire, burns, injuries, or electric shock.



Don't

Do not cover or wrap the product with a blanket etc. while using or charging.

May cause fire or burns.



Don't

Do not touch part of your body such as your hands and fingers to the USB Type-C connection product.

Not doing so may cause electric shock, burns, malfunction.



Don't

If the product is damaged by dropping and the internal parts are exposed, do not touch exposed parts with your hands.

Not doing so may cause electric shock or injury from damaged parts.



Don't

Do not use the product while walking or driving a car or riding a motorbike or bicycle.

Doing so may compromise traffic safety and cause an accident.



If charging is not complete after the specified charging time has passed, stop charging.

Not doing so may cause fire, burns, or injuries due to overcharge.



Make sure to turn off the product or stop charging before you get close to places like a gas station where a flammable gas or dust can be generated.

Not doing so may cause the gas to ignite or fire.



If the equipment gives off a strange smell, noise, smoke, or overheats or becomes discolored or deformed during use, charge, or storage, perform the following operations.

- Remove the power plug of charging equipment from a power outlet.
- Power off the product.

Not doing the above operations may cause fire, burns, injuries, or electric shock.

⚠ CAUTION



Do not use the damaged product.

May cause fire, burns, or injuries.



Do not leave the product on unstable or sloping surfaces.

The product may fall and cause injuries.



Do not store the equipment in extremely humid, dusty or hot areas.

May cause fire, burns, or electric shock.



Adult supervision is required when children use the product to avoid improper use.

May cause injuries.



Do not store the product within the reach of small children.

May cause accidental ingestion, injury, electric shock etc.



Do not place near corrosive chemicals or in places where corrosive gas is generated.

May cause data loss or malfunction.



Do

Please be careful that the product may be hot during use or while charging. Please be cautious to not to leave the product contacted to the body for a long time (e.g. Put in the pocket, fall asleep during use.) .
Continuous contact may cause skin trouble, or low-temperature burns, etc.



Do

When using external device in the USB Type-C connection terminal, insert/remove the connector straight to/from the terminal. Also, make sure the orientation of the connector is correct.
May cause damage, malfunction.

■ Main unit

DANGER



Don't

Do not throw the product into fire or apply heat.
May cause fire, burns, injury, etc.



Don't

Do not puncture with sharp objects (nail, etc.) , or strike with hard objects (hammer, etc.) , step on it, or apply excessive force to the product.
May cause fire, burns, injury, etc.



Do

If the internal substance of the product etc. gets into your eyes or mouth, immediately rinse your eyes with clean water and see a doctor right away.
Not doing so may cause blindness, medical problem, etc. due to effects of the internal substance of the product etc.



Do

If substance inside the display gets into your eyes or mouth, etc., rinse with clean water and receive medical care from a doctor immediately.
The substance inside the display may cause loss of sight or poor health, etc.

WARNING



Don't

Do not expose the camera lens to direct sunlight, etc. for a prolonged period.
The light-gathering capabilities of the lens may cause fire, burns, injuries, etc.



Do

Turn off the product before boarding an airplane.
The use of mobile phones on airplanes is restricted. Follow the instructions of each airline.
The radio wave from the product may adversely affect onboard electronic equipment.
Prohibited acts related to mobile phone usage on an airplane may be punished by law.



Do

When using the product in a medical facility, be sure to observe the regulations of the facility.

Turn off the product in a place where the use is prohibited.

The radio wave from the product may affect electronic equipment and electronic medical equipment.



Do

When you use electronic medical equipment, check with the equipment manufacturer to determine how the device is affected by radio waves before using.

The radio wave from the may affect electronic medical equipment etc.



Do

Turn the product OFF near high-precision electronic control equipment or electronic equipment using low-power signals.

The radio wave from the product may interfere with the operation etc. of electronic devices or equipment.

※Examples of electronic equipment to avoid

Hearing aids, implanted pacemakers or defibrillators, other electronic medical equipment, and other automatic control equipment. Users wearing implanted pacemakers or defibrillators, or using other electronic medical equipment should check with the manufacturer or sales outlet about the effect of radio frequencies on the equipment.



Do

When the display or camera lens is accidentally broken, be careful of the broken glass or exposed internal parts of the product.

If you mistakenly touch broken or exposed parts, you may have burns, injuries, or electric shock.



Do

If the internal battery leaks or gives off a strange smell, immediately stop using the product and keep it away from the vicinity of fire.

The leaked fluid may catch fire resulting in ignition, explosion, etc.



Do

Be careful not to let your pet bite the product.

May cause fire, burns, injury, etc. resulting from the damage of the internal battery.



Follow the instruction below when use the product in a medical facility or may cause harmful effect on electronic medical equipment by radio waves of the product.

Do not bring the product into operating room, intensive-care units (ICU) and coronary care units (CCU) .

Turn the product off in hospital wards. Even in places such as lobby where you are permitted to use electronic equipment such as mobile phones, be sure to turn the product off when there are electronic medical devices nearby. When a medical institution specifies the area where prohibited to use, bring the product, follow that instruction.

CAUTION



If the display breaks and the fluid etc. leaks out from inside, do not let the fluid contact with the skin, face or hands or clothes.

May cause eye or skin problems.

If the fluid etc. enters your eyes or mouth, or contacts skin or clothes, immediately flush the contacted area with clean water.

If the fluid etc. enters your eyes or mouth, immediately see a doctor after rinsing.



Do not discard the old product together with other garbage.

May cause fire, burns, injury, etc. Also, it may cause environmental pollution. Please dispose unnecessary product according to your local rules.



If fluid etc. leaks out from the internal battery, do not let the fluid contact with the skin, face or hands or clothes.

May cause eye or skin problems.

If the fluid etc. enters your eyes or mouth, or contacts skin or clothes, immediately flush the contacted area with clean water.

If the fluid etc. enters your eyes or mouth, immediately see a doctor after rinsing.



Please keep away this product from the magnetic things such as a bank card, a floppy disk, a credit card, the telephone card.

The recorded contents may be lost.



Don't

During continuous use, this product may become hot, so please do not touch the skin directly for a long time or cover by paper, cloth, blanket etc.

May cause burns, malfunction, firing, fire.



Do

Please be in a well-lighted place when you watch the display screen and hold the product in adequate distance.

Not doing so may reduce visual acuity.



Do

If you develop skin problems, stop using the product immediately, and see a doctor.

The use of the product may cause itching, rashes, eczema, or other symptoms depending on the user's physical condition.

For parts materials →P. 15 "Material list"



Do

Be sure to check that there are no metal fragments (such as cutter blades or staples) adhered to the magnetic parts used in the microphone, speaker, and camera of the product.

Adhesion of such fragments may cause injuries, etc.

■ Internal battery

The internal battery of the product is lithium ion battery. The battery is not fully charged on delivery. Please charge it before the first use.



Li-ion 00

⚠ DANGER



Do

The internal battery will fade in repetitive use. If the performance of the battery does not recover after charge, that is deteriorated and stop using the product.

May cause heat, fire, burst, or liquid spill. Note that the life of the battery varies depend on the usage, etc.

■ Charging equipment

For operations of the charging equipment, refer to the operation manual of your charging equipment.

⚠ WARNING



Don't

Do not use a damaged USB Type-C cable with the product.

May cause fire, burns, or electric shock.



Don't

Do not use a USB Type-C cable in a bathroom or other highly humid area.

May cause fire, burns, or electric shock.



Don't

When it starts to thunder, do not touch the charger in use or a USB Type-C cable.

May cause electric shock.



Don't

Do not short-circuit a terminal while it is connected to the product. Do not touch the conductive parts with your hands, fingers, or any part of your body.

May cause fire, burns, or electric shock.



Don't

Do not put heavy objects on a USB Type-C cable and do not pull it with excessive force.

May cause fire, burns, or electric shock.



Don't

When you insert and remove a USB Type-C cable to the product, avoid metal objects touch to the conductive parts.

May cause fire, burns, or electric shock.



Don't

Do not apply an excessive force on the connected parts when a USB Type-C cable is connected to the product.

May cause fire, burns, injuries, or electric shock.



Don't

Do not touch the USB Type-C cable for a long time if it is connected to the product or charging equipment.

May cause burns.



No wet hands

Do not handle a USB Type-C cable or product with wet hands.

May cause fire, burns, or electric shock.



Do

Use with the power source and voltage which the charging equipment specifies. Also, use a right charging equipment when charging at overseas.

May cause fire, burns or electric shock if operated with unsupported conditions.



Do

Wipe off any dust accumulated on the conductive terminal.

Using the product with adhered dust may result in fire, burns, or electric shock.



Do

Hold the connector and pull it gently when disconnecting USB Type-C cable from the product.

Pulling the cable will damage the wire and causes fire, burns, electric shock.



Do

Hold the connector and operate it gently and in straight direction when inserting / removing the USB Type-C cable.

Not doing so may cause fire, burns, injuries, or electric shock.



Stop using the product immediately when the conductive terminal is bent. Also, if the connector of the USB Type-C cable is bent, do not use it. Additionally, do not try to fix the bent parts.

May cause fire, burns, injuries, or electric shock due to the short circuit.



If you develop skin problems, stop using the product immediately, and see a dermatologist.

The product may give the users skin problems such as itching, allergic reactions or rashes, etc.

For parts materials →P. 15 "Material list"



Always remove the USB Type-C cable from the charging equipment when not in use.

May cause fire, burns, or electric shock if the cable is left plugged in.



Remove the USB Type-C cable if a liquid such as water (drinking water, sweat, seawater, urine of pet animals, etc.) is on the device.

Not doing so may cause fire, burns, injury, etc. due to short-circuit from the adhered liquid etc.



Remove the USB Type-C cable from the product and charging equipment when cleaning the equipment.

Not doing so may cause fire, burns, or electric shock.

■ Medical equipment

⚠WARNING



If you use a medical equipments other than in implanted pacemakers or defibrillators with the product, please follow the guidance of the medical equipment and ask manufacturer about the radio wave interference.

The radio wave from the product may interfere with the operation etc. of a medical equipment.



When using the product in a medical facility, please follow the rules of the facility.

The radio wave from the product may interfere with the operation etc. of a medical equipment.

■ Material list

Part		Material/Surface treatment
Main Unit		
Display panel		Glass/None
Exterior case	Front case	PC resin/Acrylic UV cured coating
	Back case	PC resin/Acrylic UV cured coating
Camera panel		Glass/None
Power key		PC+ABS resin/Acrylic UV cured coating
Translation key		PC+ABS resin/Acrylic UV cured coating
USB Type-C jack	(Resin part)	PA resin/None
	(Metal part)	Stainless steel/Nickel plating
USB Type-C cable		
Cable coating		SEBS resin/None
USB Type-A plug	(Resin part)	PBT resin/None
	(Metal part)	Steel/Nickel plating
USB Type-C plug	(Resin part)	PA resin/None
	(Metal part)	Stainless steel/Nickel plating

Usage notes

When using this product, also refer to "Safety Precautions" (→P. 5) .

◆ Handling precautions

- This product is not waterproof. Do not use it around the water such as bathroom, shower room, kitchen, washroom, etc.
- Do not apply any excessive force to the product. Please be careful that unintended damage may happen in bags, etc. Damage caused by excessive force will not be covered under the warranty regardless of external damage.
- Do not use the product in extremely hot or cold, or in high humidity places. (Use within an ambient temperature range of 5°C to 35°C and a humidity range of 45% to 85%) .
- Do not use the product in places under a lot of dust or vibration.

- Do not place the product near an air-conditioner outlet.
 - The rapid temperature change may cause condensation, internal corrosion and result in malfunction.
- If the product get dirty, wipe it with a dry soft cloth. Do not use benzene, thinner, alcohol, etc. As it may deteriorate the exterior and letter prints.
- The product becomes warm when working or charging, but this is a normal operation.
- Please be sure that the connector shape of the charger matches to the product and insert it in correct way. Wrong insertion will cause damage or malfunction. If it seems not working well do not insert it forcibly, and try to connect again.
- Adult advice and supervision is required when children use the product to avoid danger, injury and improper use. Also, be careful to use it as instructed while the child is using the product. It may cause injury.

❖ **Touch Panel**

- Use your finger to operate the touch panel. Do not use ballpoint pens, pencils or other sharp-pointed objects. Using such objects does not only hinder correct operation of the touch panel, but also might cause scratching or damage to the display.
- Do not put stickers or sheets (e.g. privacy screen protector) on the touch panel. Doing so might hinder correct operation of the touch panel.
- Do not operate the touch panel with fingernails. Doing so might result in broken nail or injuries.
- The touch panel may not work correctly if it is dirty or wet with sweat or water. Wipe the touch panel surface with a dry, soft cloth in case.

❖ **Internal battery**

- At extremely high temperatures such as in a parked car, or at very low temperature, the capacity of the internal battery decreases and it will last shorter. This also shortens the life of the battery itself. Use the product in normal temperature as much as possible.
- The internal battery will fade in repetitive use. If the performance of the battery does not recover after charge, that is deteriorated. The battery life varies depend on the product use, etc.
- Charge the battery before use the product for the first time after purchase, or if you have not used the product for a long time.
- When the battery level becomes low, a warning message will be displayed and the power will be turned off after a while. When the battery level is too low, it will not be able to turn on

the power even during the charge. In that case, continue charging for a while to recover.

- The operation time with the internal battery varies depend on the operating environment and internal battery deterioration.
- The internal battery may swell when it comes nearly end of life depend on usage conditions. Any trouble caused by swollen battery will not be covered under the warranty and may not be able to repair. Even if it is possible to repair, it is not covered under the warranty and it will need a fee.
- Please note the following points when storing the product.
 - Storing the product right after the full charge
 - Storing at low battery levelThose may cause internal battery deterioration.
- The product has the following type of internal battery.

Display	Battery type
Li-ion 00	Li-ion battery

❖ Camera

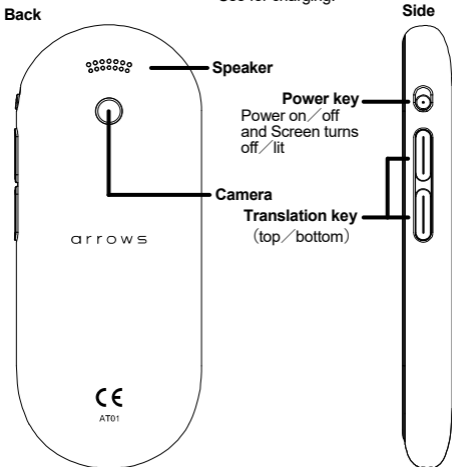
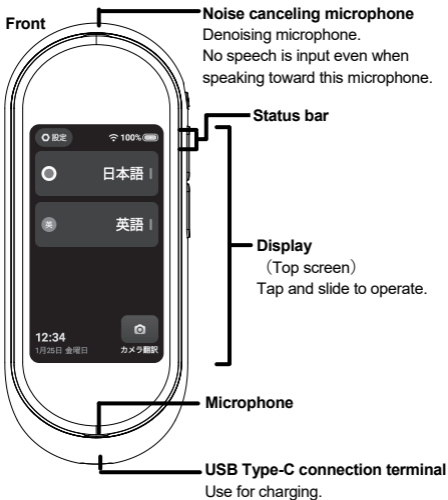
- Do not expose the camera lens to direct sunlight for a long time.

❖ Bluetooth® functions / Wi-Fi functions

- The Bluetooth / Wi-Fi function of this product conforms to the Japanese standard and it is certified.
- Before you start using the product overseas, check the relevant laws and regulations of the country / region you visit.
- The communication speed and connectable range may be decreased, or disconnection may occur, due to interference from other devices.
- Do not use Bluetooth / Wi-Fi function in places magnetized by electrical products, AV equipment, OA equipment, etc. or where electromagnetic waves are generated.
- Using this product near TV, radio or similar appliance may cause reception signal interference.
- The searching may be fail if there are multiple Wi-Fi access points near the product.
- Follow the airline guidance before use in airplane.
- This product uses 2.4GHz band for Bluetooth / Wi-Fi function. If it happens radio wave interference with other wireless stations, move the product away from the place or stop operating.
- Interoperability between other Bluetooth devices and Wi-Fi devices are not confirmed and does not guarantee all the operation
- We do not accept any responsibility and liability on data losses and leaks that may occur on Bluetooth / Wi-Fi communication.
- Turn off the Bluetooth and reconnect if it is difficult to connect

to the network when using Bluetooth and Wi-Fi simultaneously.

Part names and functions



For use

At the first boot of after purchase or initialize, be sure to connect to Wi-Fi.

Turn on the power in a place where Wi-Fi connection is possible. When connecting to Wi-Fi, initial setting processing is automatically executed.


For Wi-Fi connection method, refer to step 4 of [How to setup Wi-Fi] .

Turning power on/off

◆Turning power on


1. Slide the power key up (over 3 seconds)

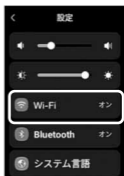
◆Turn the power off


1. Slide the power key up (over 3 seconds)
2. Tap 

How to setup Wi-Fi


When you are connected to the Wi-Fi and use this product, please set it beforehand.

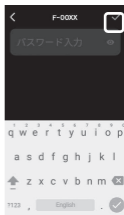
1. From the top screen, tap  on the status bar
2. Tap [Wi-Fi]



3. Wi-Fi set to ON
4. Select a Wi-Fi to connect and tap  (Example) Tap [F-00 X X]



- ※To connect to a protected Wi-Fi network, enter the password and tap  on the status bar.



Setting the translation language

Set the language you want to translate.

How to set translation languages for voice translation and camera translation is different. Please set for each function to be used.

※Explain by assumption that English is changed to Chinese.

◆Setting the voice translation


1. From the top screen tap the language you want to change



2. Tap the language you want to translate



◆Setting the camera translation

1. From the top screen, tap 
2. Tap the language you want to change at the top of the camera's translation screen
3. [Setting the voice translation] Perform the same operation as in Step 2



- Languages that can be used in speech translation and camera translation

Connecting to Wi-Fi Online translation supports many languages such as Japanese, English and Chinese.

※Off line translation that does not connect to Wi-Fi support Japanese⇄English, Japanese⇄Chinese.

Main function

◆Voice translation

Supports the language displayed on the top screen.

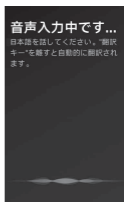
When you start talking by pressing the translation key (top or bottom) of the language side you want to translate, audio is input. When you release the translation key, the translation result is displayed, and it is also output by voice.

※Explain when translating Japanese into English

Set the translation key (top) to Japanese and the translation key (bottom) to English.

1. Hold down the translation key (top) and speak into the microphone
Example) "Where is Tokyo Station?"

※Please speak slowly and clearly in the standard language.





2. When you finish talking, release the translation key (top)
3. Display the translation result

※To translate English into Japanese, replace key (top) of step 1, 2 with key (bottom), and proceed in the same way from step 1.



◆Camera translation

By shooting with the camera, you can translate character.

1. From the top screen, tap  → Display the characters you want to translate on the screen
2. Tap 

※Please shoot at distances that can recognize characters.



3. Display the translation result




Translation results of voice translation and camera translation are not 100% guaranteed.

Software update

When software update is executed, the software of AT01 can be made the latest version.

※Please execute while connecting to Wi-Fi.

1. From the top screen, tap  on the status bar → tap [Online Update]

2. Tap [CHECK FOR UPDATES]

※If "Your software is the latest version" is displayed, because software becomes latest, the operation after step 3 is unnecessary.

3. Tap [To download]

4. After download completed, tap [Install]

※After update completed, the product will restart automatically.

Restart and Initialize

◆Restart

You can restart this product.

1. Slide the power key upward (more than 10 seconds)

◆Initialize

Return this product to its initial state.



1. From the top screen, tap  on the status bar → [Restore Factory Settings]

2. Tap [Restore Factory Settings]

Icons on status bar

In the status bar at the top of the display, the status icon indicating the current state of this product will be displayed.

◆Main status icon

Battery level :  / Charging :  / Wi-Fi connected : 

Charging

- How to use charging equipment, please check the instruction manual of the charging equipment.
- When the product becomes extremely hot, stop using immediately.
- When the battery level is too low, it will not be able to turn on the power even during the charge. In that case, continue charging for a while to recover.

◆How to Charging

When charging this product, please use a charging equipment whose rated output is DC5V and less than 2A.

1. Connect the USB Type-C cable of the accessory to the charger

2. Insert the plug of the USB Type-C cable horizontally into the USB Type-C connection terminal

3. When charging is completed, remove the plug of the USB Type-C cable horizontally from the charging equipment and this product

Warranty and After-Sales Service

◆Disclosure of support information

The support information list is released on the following website.

<http://www.fmworld.net/product/phone/fj/repair/top.html>

◆Repair

❖Preparation before applying for repair

- Please confirm "Warranty card" which is described in "◆Before you start using" in this manual.
- Please prepare warranty card and defective item at hand.

❖Apply for a repair

For repair requests and troubleshooting of this product, please contact the telephone number stated in "保証書"

Main specifications

Display	3.0inch 360×640px
Camera	Camera translation
Wireless LAN	IEEE802.11 b/g/n compliant*
Bluetooth Version	Bluetooth Ver. 4.1
Interface	USB Type-C
Battery used	Li-ion battery
Size	(H×W×D) Approx.118mm×50mm×13mm
Weight	Approx.101g

※Supported security protocols are WEP, WPA/WPA 2 PSK.

◆Translation service


NetEase Youdao Information Technology (Beijing) Co.,Ltd. (有道) translation service is used.

◆Export Administration Regulations

This product and its accessories may be under coverage of the Export Administration Regulations of Japan ("Foreign Exchange and Foreign Trade Control Laws" and the related laws and regulations) . And, they may be also under coverage of Export Administration Regulations of the U.S. When exporting and reexporting this product and its accessories, take necessary procedures on your responsibility and expense. For details, contact Ministry of Economy, Trade and Industry of Japan or US Department of Commerce.


◆ Intellectual Property Right

❖ Trademarks

- The Bluetooth® and logos are owned by the Bluetooth SIG, INC., and any use of such marks by FCNT is under license. Other trademarks and names are those of their respective owners.
- Wi-Fi, logo of Wi-Fi, Wi-Fi Alliance, WMM, Wi-Fi CERTIFIED, logo of Wi-Fi CERTIFIED, WPA, WPA2 are trademarks or registered trademarks of Wi-Fi Alliance. 
- Other company and product names mentioned in this manual are trademarks or registered trademarks of their respective holders.
- All other trademarks are the property of their respective owners.

❖ Open source software

- Software licensed under Apache License V2.0 and necessarily modified by us is used for this product.
- This product contains open source software complying with GNU General Public License (GPL), GNU Lesser General Public License (LGPL), etc.
- For details on the software license, please refer to the following.

Tap  on status bar → Tap [About Device] → Tap [Legal information] → Tap [Open Source Licenses]

- For software source codes disclosed based on the open source licenses, refer to the following website. For details, refer the website below.

<http://spf.fmworld.net/oss/device/>

Disposal • Recycling

When disposing this product in Japan, it will be treated as general waste, please follow local regulations.

For inquiries

If you have an unclear point even after reading the instruction manual, please contact the telephone number stated in “保証書”.

Before making inquiries, please confirm the product name that is stated on the label or “保証書” on the main unit.

arrows hello AT01 Instruction manual
CA92002-9932

Issue date : November 2018

Issuance responsibility :

Fujitsu Connected Technologies Ltd

- The images or illustration used in this manual are examples. They may differ from the actual product.
- The content of this manual is subject to change without notice.
- We are not responsible for infringement of third party's patent rights and other rights resulting from the use of the data described in this document.
- Unauthorized copying of the manual is prohibited.
- We will replace the manual if it has a manufacturing

Product name	arrows hello AT01
Model name	AT01
Sales	Fujitsu Connected Technologies Ltd
Manufacturer	Net Ease Youdao Information Technology (Beijing) Co, Ltd.

'18.11 (1.1 Edition)
CA92002-9932